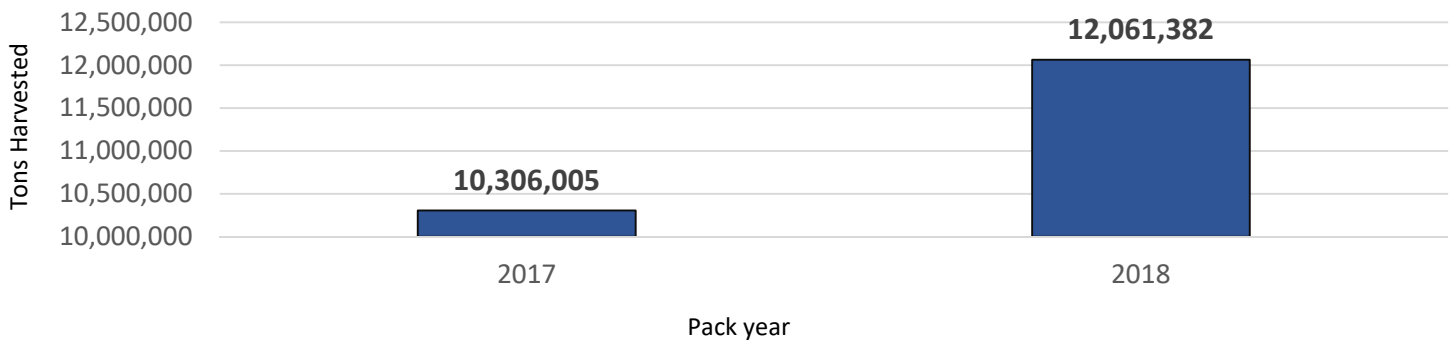


## The 2018 California Processing Tomato Harvest Update

PTAB estimates for week 14 (ending October 6<sup>th</sup>) are 433,019 tons delivered. Another 123,123 tons are estimated to be delivered the week ending October 13<sup>th</sup>. At an estimated 12,184,505 total tons delivered, the harvest is currently well above the USDA estimate of 11,800,000. It's important to note that weekly harvests are declining rapidly as more and more processors are shutting down.

**Total Tons Harvested as of October 6th**

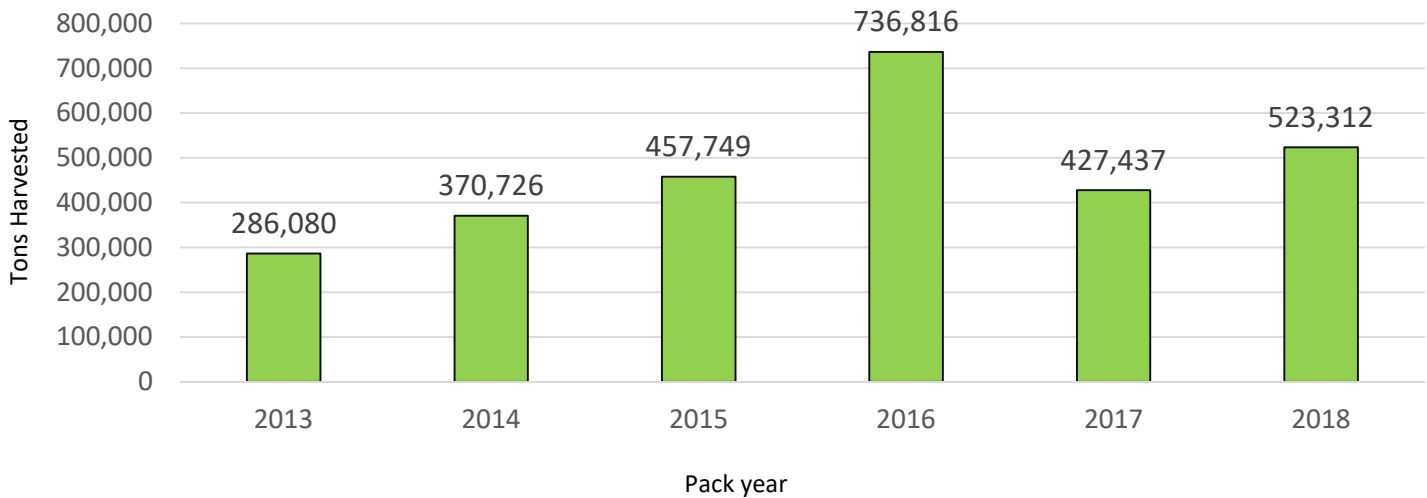


Based on PTAB's actual tonnage received for week ending October 6<sup>th</sup> and does not include projections for week ending October 13<sup>th</sup>

The 2018 California Organic processing tomato deliveries now are 523,312 tons as of September 29<sup>th</sup>. Currently, we have harvested 95,875 more tons than this same time frame during the 2017 pack year.

**Organic Processing Tomato Harvest**

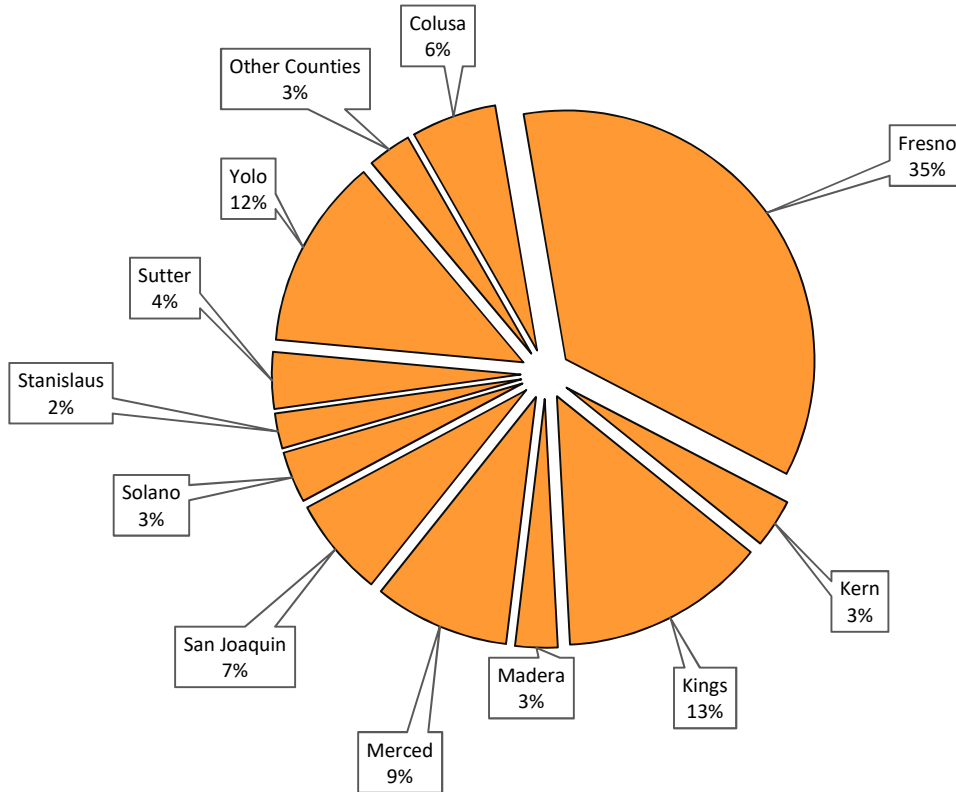
■ Sept 29 YTD Harvested - Organic



Based on PTAB's actual tonnage received for week ending September 29<sup>th</sup> and does not include projections.

As of the week ending October 6<sup>th</sup>, there have been 447,244 loads delivered. This is 38,525 more loads delivered than in 2017 for the same time period. Fresno County leads the way with 164,050 loads delivered. Kings County comes in second with 62,200 loads delivered. Yolo County comes in third with 57,702 loads delivered.

Percentage of Loads Delivered as of October 6, 2018






Average quality grade when compared to last year's is posted in the table below. Most notable differences are in Hue (previously color) and in the Solids.

	Mold	Green	MOT	Hue	LU	Solids	pH
<b>YTD October 6, 2018</b>	1.6	1.4	0.6	21.4	1.3	5.07	4.44
<b>YTD October 6, 2017</b>	2	1.8	0.7	20.2	1.4	5.26	4.45



# The Weather Ahead

The weather for this week is average for this time of year. Below you will find the daily weather forecast for the week of October 9<sup>th</sup> through October 15<sup>th</sup>.


## Williams, CA (Northern California)

Tue 10/9	Wed 10/10	Thu 10/11	Fri 10/12	Sat 10/13	Sun 10/14	Mon 10/15
87°   53° F	79°   50° F	81°   54° F	85°   53° F	89°   57° F	85°   54° F	85°   51° F
						
Sunny	Sunny	Sunny	Sunny	Sunny	Sunny	Sunny
0 in	0 in	0 in	0 in	0 in	0 in	0 in

San Diego, CA (Southern California)

Tue 10/9	Wed 10/10	Thu 10/11	Fri 10/12	Sat 10/13	Sun 10/14	Mon 10/15
84°   51° F	78°   52° F	78°   51° F	82°   52° F	85°   51° F	84°   51° F	84°   51° F
						
Sunny	Sunny	Sunny	Sunny	Sunny	Sunny	Sunny
0 in	0 in	0 in	0 in	0 in	0 in	0 in

San Diego, CA (Southern California)

Tue 10/9	Wed 10/10	Thu 10/11	Fri 10/12	Sat 10/13	Sun 10/14	Mon 10/15
84°   52° F	80°   52° F	78°   50° F	82°   50° F	85°   50° F	86°   50° F	86°   49° F
						
Sunny	Sunny	Partly Cloudy	Sunny	Sunny	Sunny	Sunny
0 in	0 in	0 in	0 in	0 in	0 in	0 in

We will continue to report to you on a weekly basis throughout the 2018 harvest. If you would like to discuss your individual tomato ingredient supply, please give us a call.

If you would like more information on any of the above, please contact us at 916-979-7341 or by email at [info@westconfoods.com](mailto:info@westconfoods.com). Please visit our website, [www.westconfoods.com](http://www.westconfoods.com), to view current crop news or other up to date as well as historical information on the tomato industry/crop.